

Effective Classroom Management:

An Online Professional Development Approach for
Alternative Certification Programs

Ruth Kane, Ph.D.

Huston-Tillotson University

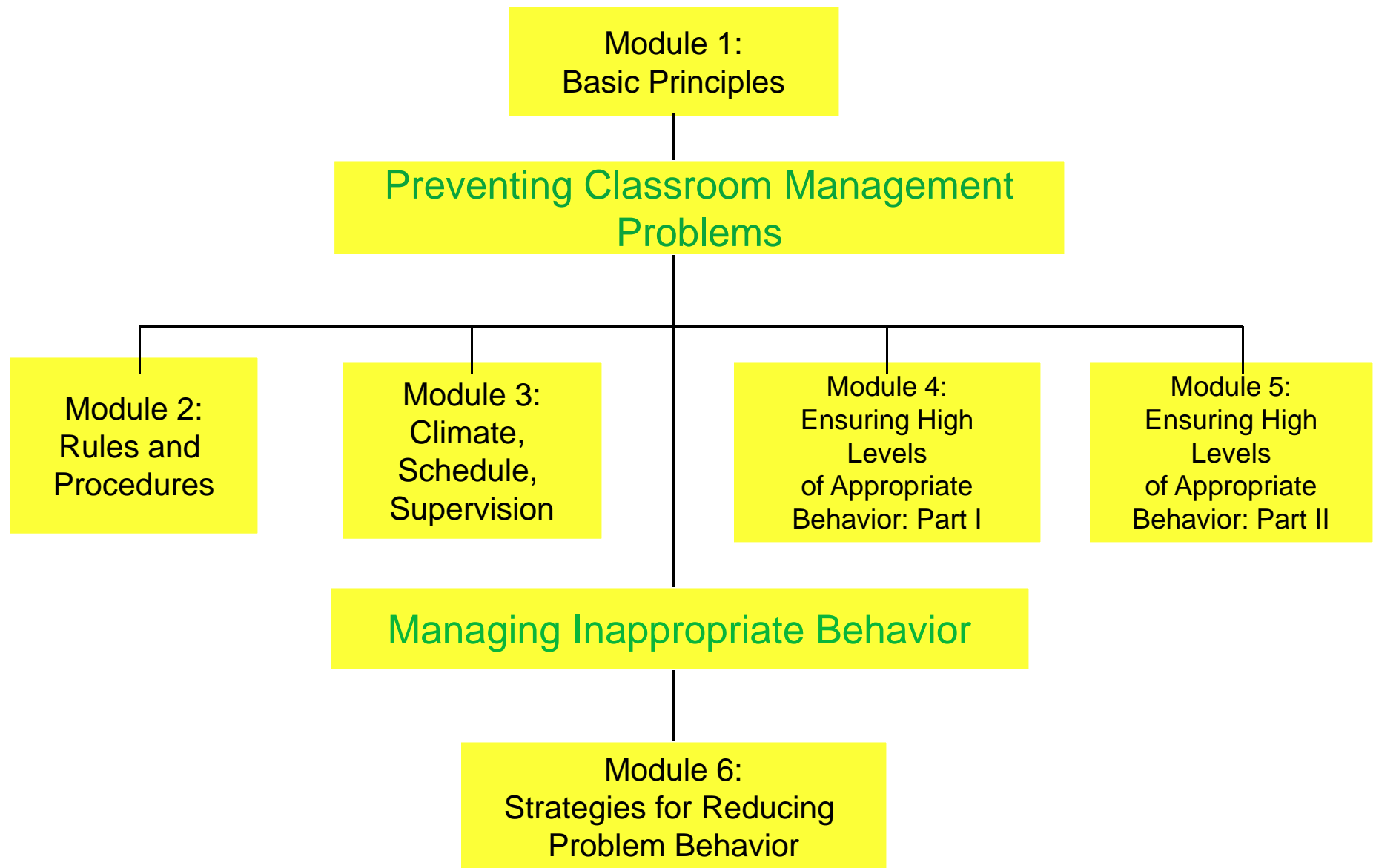
Alternative Teacher Certification Program

Problems with Classroom Management and Professional Development

- Most office referrals originate in classrooms
- Most teachers have insufficient training in classroom management for more severe students
- Logistical difficulties of getting meaningful training to all candidates, interns, clinical teachers
- Generalization problems: supporting ACP students as they implement newly learned techniques

One Solution: Effective Classroom Management

- Web-based professional development for individuals or groups
- Three separate topical series:
 - Classroom Management (6 modules)
 - Inclusion (7 modules)
 - Overview of EBD (3 modules)
- Each multi-media module is about 1 hour, includes activities (handouts, self-assessments, note-taking guides, planning forms), and a 1-hour certificate for CPE credit



Series 1: Effective Classroom Management Series

Series 1 Self-Assessment Forms

- Classroom management problems
- Student information
- Rules self-assessment
- Procedures self-assessment
- Climate self-evaluation
- Classroom schedule evaluation
- Supervision self-evaluation

Series 2: Effective Inclusion

- Overview of inclusion
- Essential components of effective inclusion
- Essential supports for students
- Top 10 behavioral practices for all teachers, Part 1
- Top 10 behavioral practices for all teachers, Part 2
- Top 10 instructional practices for all teachers, Part 1
- Top 10 instructional practices for all teachers, Part 2

Series 2 Self-Assessment Forms

- General education assessment form
- What do your students need to learn?
- Supports needed by teachers
- Documentation of student progress
- Student feedback #1, #2, #3
- Functions of misbehavior
- Active responding assessment form
- Conspicuous strategies planning form


Series 3: Understanding Emotional/Behavioral Disorders

- Overview of emotional/behavioral disorders
- What causes emotional/behavioral disorders?
- Essential components of evidence-based programs

Series 3 Self-Assessment Forms

- What cause behavioral disorders form
- Identifying theoretical models form
- Essential components of evidence-based programs form

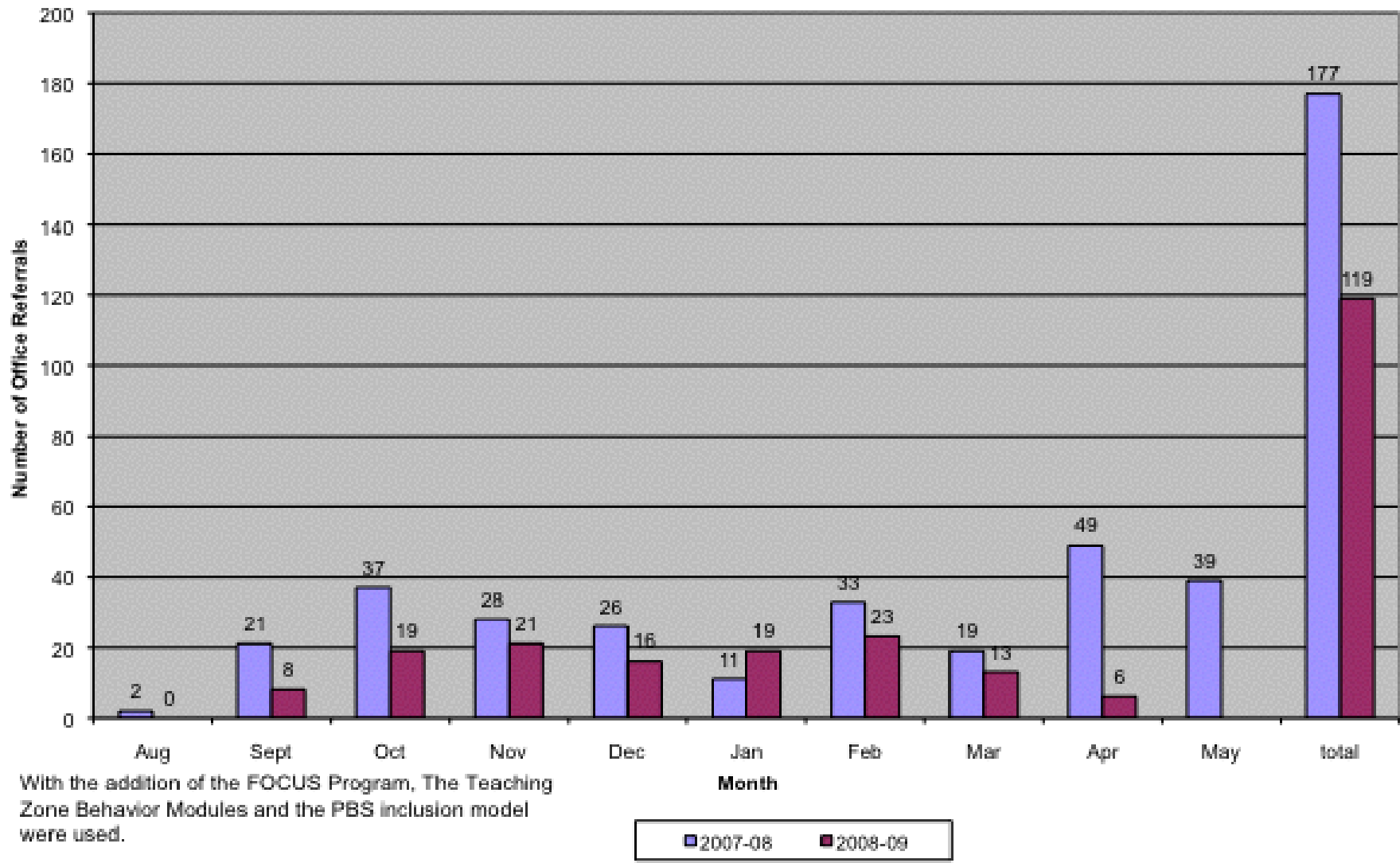
Effective Classroom Management training can result in reductions in office discipline referrals!



One study:
32.75% reduction in ODRs
after teachers used
Classroom Management
and Inclusion modules

This graph notes the decrease in office referrals from 07,08 -08,09 with the addition of the FOCUS Program in 08-09.

Discipline 2007-2009



Implementation at HT ATCP

- Print materials distributed 1st class
- Students must complete series 1 by 5th class and submit classroom rules, procedures, and reinforcement system by 6th class
- Classes 5 & 6 are 3 hours face-to-face
- Students complete series 2 by 22nd class (3 hours face-to-face)
- Students complete series 3 by 31st class. Classes 31 & 32 are 3 hrs f-to-f

Ruth Kane, Ph.D.

rakane@htu.edu

512-505-3091

HT ATCP

900 Chicon Street

Austin, TX 78702

Log-in Instructions for “Guest” Users

Please utilize these easy-to-follow steps for accessing the Effective Classroom Management online modules for the first time:

1. Go to the website www.theteachingzone.com.
2. “Click” on the “**purchasing/viewing modules**” tab on the sidebar.
3. “Click” on the “**How to Begin**” tab on the sidebar.
4. Read the “**system requirements**,” “**registration**,” and “**privacy**” statements on this page. This should take about one (1) minute. The “**registration**” instructions explain the simple User ID and Password features.
5. “Click” on the “**registration with your PIN number**” sidebar. This will take you to the correct registration page.
6. Fill in the information boxes. This information is used to generate a **CPE certificate** for those seeking credit. **You will enter the word “Guest” (no quotation marks) as your school name.**
7. “Click” the “register” button at the bottom and this takes you to the module choices from which you can select what to view.

(Note: The registration information you provide allows us to maintain a log of who has used a module, for verification purposes. It also permits us to utilize this ID information for future module access.)

IMPORTANT

After going through the registration procedure one time, all you will have to do in the future is **repeat steps 1 and 2** (this takes just a few seconds) and then “click” the “**log onto system**” sidebar. **You will not have to register again.** You can just select the module(s) you want to view.